



DIOCESE OF BRISTOL

TRANSFORMING CHURCH. TOGETHER.

PRIEST-IN-  
CHARGE

BENEFICE OF  
ALL SAINTS  
AND ST  
BARNABAS  
SWINDON



# CONTENTS

Thank you for your interest in this position. We hope this profile will help you with your ongoing discernment.

The Diocesan Strategy: Transforming Church. Together	Page 3
Being Clergy in the Diocese of Bristol	Page 4
A message from the Acting Bishop of Bristol	Page 5
Area Dean's message	Page 6
Christ's Call to us	Page 7
The Benefice	Page 8
Church Life	Page 11
The Vicarage	Page 12
Person Specification	Page 13
Statistics for Mission	Page 15
Finances	Page 17
Census Data	Page 19
Next Steps	Page 21

# THE DIOCESAN STRATEGY

**TRANSFORMING CHURCH. TOGETHER** began in 2021 with listening to God and to one another.

From these conversations, four guiding values were discerned. Creativity, Openness, Bravery and Generosity inspire a vision and strategy which seeks transformation across the whole Diocese by the grace of God. Each Deanery and Benefice is encouraged to work out what TC.T means in their particular context – the same principles can inspire and develop mission in very different ways.

With major financial support from the national church, the Diocese is offering support and resources in key priority areas of ministry.

These include:

- ♦ Enabling parishes to discern and implement vision
- ♦ Help for benefices with evangelism and discipleship
- ♦ Support for teams running New Christian Communities
- ♦ Volunteer training
- ♦ Supporting parishes with the care and improvement of church buildings
- ♦ Investing to become a Net Zero Diocese by 2030
- ♦ Addressing the church's history on racial justice and diversity
- ♦ Developing partnerships between the church and local communities
- ♦ Investment in under 18s work
- ♦ Investment in priority community parishes, church plants/grafts and Mission Areas
- ♦ Clergy coaching and wellbeing

This is a huge and exciting vision, which we can only attempt in the strength Jesus supplies through his Spirit.

## DIOCESAN SUPPORT SERVICES

The Diocesan Support Services exist to support the mission of the church. Based at the Diocesan Office to the north of Bristol and made up of 90 employees and volunteers, the DSS serve ministers, parishes and schools by expressing vision, strengthening relationships, empowering people, maximizing resources and developing structures. We offer training, consultancy and advice. We manage many structural elements of the life of the Diocese.



# BEING CLERGY IN THE DIOCESE OF BRISTOL

The Diocese of Bristol is presided over by the Acting Bishop of Bristol and Bishop of Swindon, the Right Reverend Neil Warwick. The Venerable Christopher Bryan is the Archdeacon of Malmesbury and the Venerable Becky Waring is the Archdeacon of Bristol. The Reverend Adam Beaumont is the Associate Archdeacon.



Pastoral care of clergy is primarily the responsibility of the Bishops, assisted by the Archdeacons, Area Deans and the Clergy Wellbeing Officer. Alongside one-to-one matters as they arise, an annual clergy wellbeing survey helps to identify themes affecting clergy and their families, which are then addressed appropriately.

There are many ways in which clergy are accompanied in their ministry. Every incumbent is invited to work with a coach as part of the Transforming Church. Together strategy. The Parish Development Officer works alongside clergy where support is needed to shape vision or mission. For those in positions of first responsibility, additional tailored input and development are provided. The Mission and Ministry team offers regular opportunities for ministerial growth for clergy and laity, and the Archdeacons, together with the TC.T team, host a Church Teams Day each year, resourcing parish officers in their roles.

The Property team are progressing a programme to move every parsonage house closer to carbon net zero, which, as well as reducing emissions, should also lower utility costs. They are also available to advise clergy on any housing concerns.

Occasionally, unexpected financial pressures may arise. In such circumstances, the Archdeacons can direct clergy to appropriate avenues of assistance and, where necessary, draw upon a discretionary fund to ease financial strain. These matters are handled confidentially, and clergy are encouraged to contact the relevant Archdeacon should such needs occur.

# FROM THE ACTING BISHOP OF BRISTOL

I'm deeply delighted that you are considering whether the role of Priest in Charge in the Benefice of All Saints and Saint Barnabas is one which God might be calling you to at this time. I know that the Diocese Bristol, and Benefice are places in which the right person will genuinely flourish and make a real difference. It is our hope that this profile describes the opportunity for that to happen.



DIOCESE OF BRISTOL  
TRANSFORMING CHURCH. TOGETHER.

The Diocese of Bristol is a great place to serve. We have a strong commitment to empowering and trusting the local church, and through listening to and partnering with ministers and churches we have shaped a strategy together which is already delivering transformation for the common good. Clergy are well cared for: pastorally, in leadership development, and through our coaching network, and substantial national funding has been awarded which is enabling parishes to be supported in their innovation. This is an exciting time to join us!

Be assured of that we are praying alongside you as you discern and contemplate the next chapter of your ministry.

Yours in Christ



*+ Neil Swindon*

THE RT REVD NEIL WARWICK  
ACTING BISHOP OF BRISTOL,  
AND BISHOP OF SWINDON

# AREA DEAN'S MESSAGE

## **Thank you for taking the time to investigate the role of Priest-in-Charge All Saints & St Barnabas Swindon in Swindon Deanery.**

Swindon is an ever-expanding town, set in beautiful countryside and only a short distance from the delights of the Cotswolds and rural Wiltshire. There are plenty of good schools and many great job opportunities within the town, plus convenient transport links to London, Bristol, Reading and South Wales.

Swindon Deanery comprises 19 parishes and is one of seven deaneries in the Bristol Diocese. Our monthly chapter meetings are welcoming and supportive and our synod is keen to engage with issues which are relevant in the parishes, offering ideas and inspiration.

As the Diocesan strategy is taking root and flourishing across the diocese, the Swindon Deanery Plan seeks to find ways parishes can work together locally to implement Transforming Church. Together. Our local priorities include engaging with marginalised communities, schools and new housing estates. We aim to work together across parish boundaries, where appropriate, for the good of Swindon. The unity we seek is not just within the Anglican church as in recent years there has been a greater desire for unity between many of the numerous congregations of different denominations within the town. This unity is particularly fruitful in the many Christian charities which seek to spread Christ's love to the disadvantaged in our community.

The congregations of All Saints and St Barnabas are working closely together to re-establish themselves and their buildings at the heart of what is a very multi-cultural benefice. They would love to be a community hub and an intergenerational worshipping congregation. It would be great to welcome a priest to lead them who can encourage the small core of committed Christians in their discipleship and mission and love not just the congregation but also the whole community.

We will continue to pray for you and the benefice, as we seek the right candidate for this role and you seek the right benefice for your ministry. As you seek God's calling, we hope that you will be inspired by all that He is doing in Swindon.

Yours in Christ,  
REVD SALLY ROBERTSON  
AREA DEAN, SWINDON DEANERY

# CHRIST'S CALL TO US

## WHO WE ARE

We are one united Body of Christ serving two distinct churches in very different multi-cultural contexts. We are learning how to work together to share the tasks of both ministry at our range of church services and mission through our well-established community connections. We long to be more effective beacons of witness to God's peace, hope and love in our localities, particularly among the young to ensure that faith in God continues to impact our area.

## WHAT REALLY MATTERS TO US

We want everyone to feel accepted, respected and genuinely welcomed. We love the diversity of our churches and are committed to making sure those with extra challenges feel not only included but truly at home.

We take generosity seriously too — sharing what we have, supporting those who need it, and helping one another grow deeper in our understanding of God.

Our values are simple:

Inclusion — everyone belongs;

Hospitality — there's always room for one more;

Generosity — we share because God first shared with us;

Depth — growing as disciples who keep learning;

## WHO WE WANT TO BECOME

We dream of becoming a joyful, intergenerational Christian family — a place where every age and background finds their spot, whether in traditional worship, something informal, or the occasional experiment that brings unexpected smiles.

We want our buildings to hum with life throughout the week: warm, accessible spaces where friendships grow and faith has room to breathe. We'd love help to nurture the many opportunities with children and young people — maybe a choir, maybe creative family events, maybe something we haven't dreamed up yet.

## WHAT NEEDS TO HAPPEN

To achieve our vision, we need growth in the number of church people equipped, empowered and inspired to serve the ministry and missional opportunities. We also need significant help with our buildings and greater understanding, through listening and consultation, of the specific needs to serve next in our local communities.




# THE BENEFICE

[www.allsaintsstbarnabas.org.uk](http://www.allsaintsstbarnabas.org.uk)

In order to fulfil Christ's calling to us, and to be a part of Transforming Church. Together, we have prioritised the following:

- ♦ **DISCIPLESHIP** – enabling us to grow in confidence to follow Jesus;
- ♦ **LEADERSHIP** – discovering the gifts of each individual within our churches;
- ♦ **PARTNERSHIPS** – working together with people of goodwill who share our vision to see God's priorities for our community.

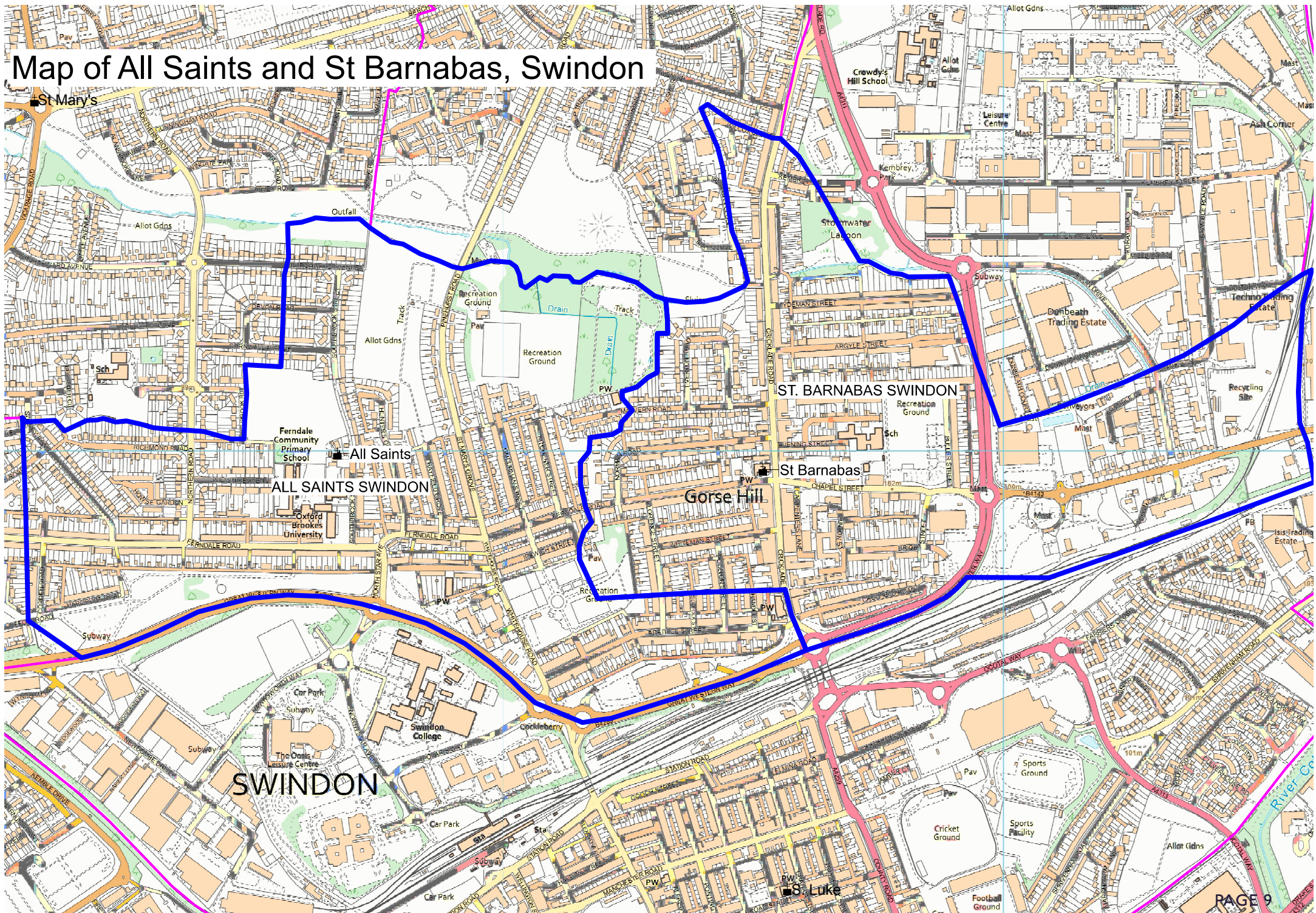
Our churches bring people into a living and deepening relationship with God by providing meaningful acts of worship and caring for the needs of those within the community.



"IT'S LIKE BELONGING TO A FAMILY"



# Map of All Saints and St Barnabas, Swindon



The Benefice, which was formed originally in the 1990s, now comprises two parishes:

“THE CONGREGATIONS ARE VERY GIVING, TOLERANT, SINCERE, AND WELCOMING”



**ALL SAINTS** is a mostly residential parish with a Nursery, Primary School and small Specialist College as near neighbours, all of which work closely with the church.

The original church was planted to serve the growing suburb north of the railway line. This temporary building was replaced in the 1930s by a permanent church in the Art Deco style of the times. In the early 1970s the church was developed into the multi-use building it is today. It is an important beacon in the community and is in use every day. An award-winning brass band practise there twice weekly in addition to a dance academy, sewing, craft, painting and church groups. Local councillors hold their surgeries in one of the rooms and the main hall is used as a polling station for local and national elections. A popular community activity is a school uniform swap, housed in one of the meeting rooms. The facility is also well used for family celebrations.



**ST BARNABAS** parish has many shops and businesses, and there are a number of other local churches as well as a school. St Barnabas hosts a monthly Deaf church working with the Diocesan Chaplain to the Deaf Community.

The church is nearly 150 years old and the spire was never put on as was originally envisaged because Word War I interrupted progress. The building is interesting as the decoration reflects the mission of the church by referencing Swindon's railway heritage. St Barnabas has several additional multi use spaces which are very much community buildings. Alongside the services, jumble sales, bazaars, concerts, community lunches and so on, activity is often also in partnership with other organisations. For example there are a number of uniformed organisations and martial arts groups which use St Barnabas church hall, and most notably it is the home of The Open Door Centre [www.theopendoorcentre.co.uk](http://www.theopendoorcentre.co.uk) an independent charity that actively addresses health inequalities in adults with additional needs.

# CHURCH LIFE

We are welcoming and friendly church fellowships, with outward-looking, generous (but not affluent) and resilient congregations.

## WORSHIP

The ministry team includes an Associate Priest, a Licenced Lay Minister, A commercial Chaplain and all-age worship teams. St Barnabas have a choir, and both churches enjoy having an organist and pianist who enhance our worship.

Alongside the usual seasonal services at festivals, our regular Sunday worship is at 10.00am in both churches, this is a mixture of Holy Communion, Morning Prayer, or All-Age Worship. We worship together at a joint service on 5th Sundays. Once a month we have a British Sign Language Holy Communion at St Barnabas. Three times a week we hold Morning Prayer on Zoom, and on alternate Wednesdays we have a contemplative evening service at All Saints.

The wider church life includes weekly coffee mornings at both churches, and a monthly tea, cake and chat at St Barnabas, as well as the wider community activities already mentioned.



© Peter Albanese, Unsplash

"THIS IS A VERY WELCOMING AND CARING CHRISTIAN COMMUNITY. I ARRIVED IN THIS AREA AS A STRANGER FOUR YEARS AGO, CAME TO THIS CHURCH AND WAS MADE WELCOME FROM THE START."

# THE VICARAGE

The well-maintained, four-bedroom vicarage is next to St Barnabas Church, and a 13-minute walk from All Saints. The station and local shops and restaurants are also within easy walking distance. As part of our commitment to reaching Carbon Net Zero by 2030, the vicarage has been fitted with PV panels and an air source heat pump.



# PERSON SPECIFICATION

We are not looking for a leader who can walk on water but someone who will get in and swim alongside us. We are a small, loving and dedicated group of people facing the challenge of change and needing a catalyst to help us.

We hope our new priest in charge will:

- ♦ continue to build welcoming relationships with the community through worship and outreach
- ♦ enable and encourage further lay participation
- ♦ inspire a range of styles of worship being sensitive to the diversity of the parishes

## QUALIFICATIONS/ TRAINING

### Essential

- ♦ An Ordained priest within the Church of England, or a Church in communion with it, or a Church whose orders it recognises.
- ♦ Satisfactory completion of Initial Ministerial Education.
- ♦ Fully trained in and committed to safeguarding the whole community and able to lead in nurturing a safeguarding culture and the implementation of safeguarding policy and practice.
- ♦ Proactive in engaging in further training that enhances this role.

### Desirable

- ♦ Other training that enhances the skills of community and / or missional leadership.

## EXPERIENCE

### Essential

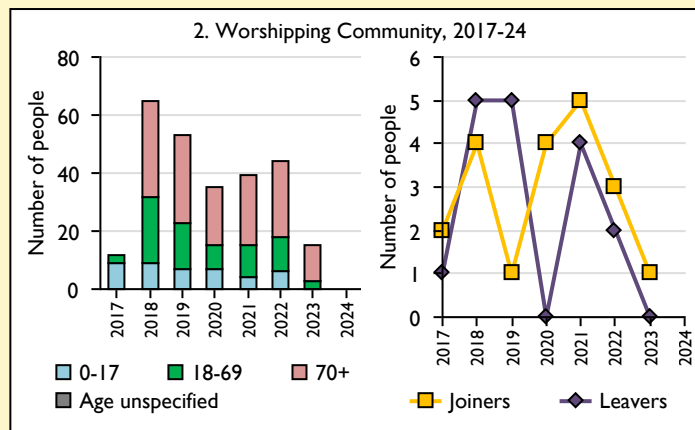
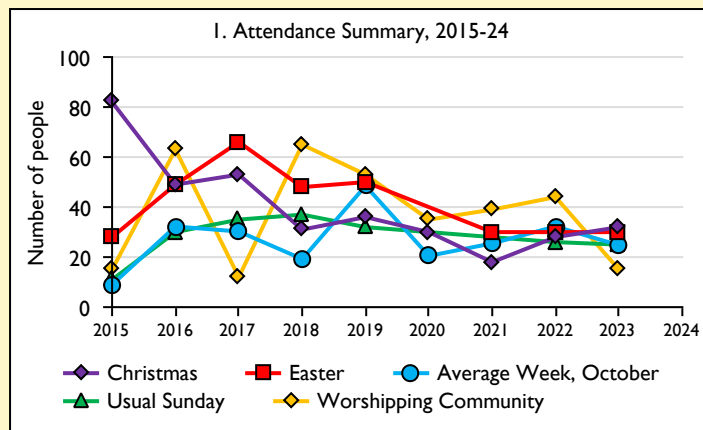
- ♦ Collaborative team leadership which discerns and implements vision.
- ♦ Enabling and encouraging mission and ministry by releasing the gifts of all.
- ♦ Leading and developing worship through a variety of traditional, contemporary, and all-age ways with creativity and innovation.
- ♦ Visible engagement outside the church, particularly in schools and with other community organisations.

### Desirable

- ♦ Work in enabling church to thrive in working together across parish and ecumenical boundaries.
- ♦ Experience of suburban and / or priority context ministry in areas of diversity.

<b>KNOWLEDGE/ SKILLS AND COMPETENCIES</b>	<p><b>Essential</b></p> <ul style="list-style-type: none"> <li>♦ A skilled teacher and preacher who sensitively challenges their hearers to make links between scripture, faith, and the world today.</li> <li>♦ The ability to discern and respond to opportunities for mission in the diversity of this benefice.</li> <li>♦ The skills to work with the parishes to seek practical, workable applications of 'Transforming Church. Together'.</li> <li>♦ A generous pastoral leader, whose care extends to the welcome of newcomers.</li> <li>♦ The ability to deepen discipleship so that all show God's love in action.</li> </ul> <p><b>Desirable</b></p> <ul style="list-style-type: none"> <li>♦ An ability to build relationships between the church and schools, as well as other community organisations.</li> </ul>
<b>GENERAL ATTRIBUTES</b>	<p><b>Essential</b></p> <ul style="list-style-type: none"> <li>♦ A priest with a lively and contagious faith in Jesus who inspires other to grow in their faith.</li> <li>♦ A warm and approachable person who naturally builds trust and connection with others.</li> <li>♦ Committed to a full engagement with Deanery and Diocese, not least within the opportunities afforded by 'Transforming Church. Together'.</li> </ul>
<b>OTHER</b>	<p><b>Essential</b></p> <ul style="list-style-type: none"> <li>♦ Faithfully prayerful, grounded in scripture, and earnestly desiring the Holy Spirit.</li> <li>♦ Someone who cares for the whole of themselves by ensuring they take time off for recreation, that they develop good supportive relationships, and that they pay proper attention to family life and health.</li> </ul>

# SfM Dashboard for the Parish of Swindon: All Saints in the Deanery of SWINDON



## Parish Census and deprivation summary

Parish population (2021): 4692

	Parish	Diocese	National
% aged 0-19	24%	23%	23%
% aged 20-44	37%	37%	33%
% aged 45-69	30%	28%	31%
% aged 70 & over	10%	11%	14%
% Christian	53%	40%	46%
% non-Christian religion	12%	7%	11%

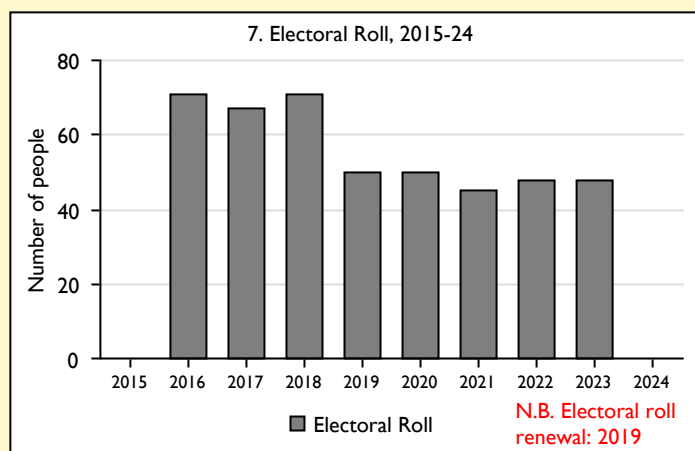
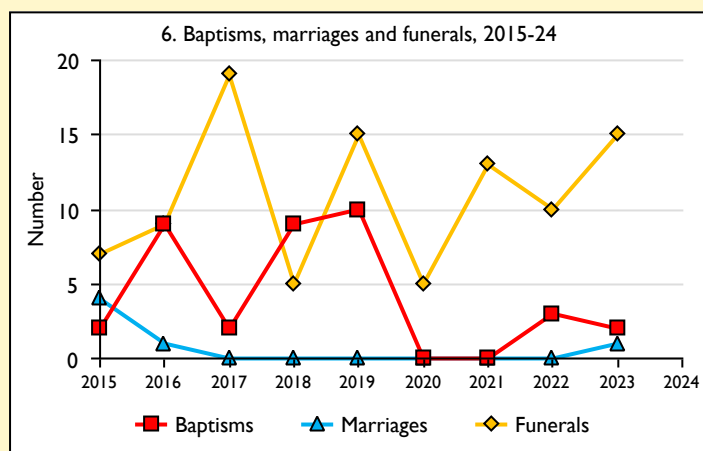
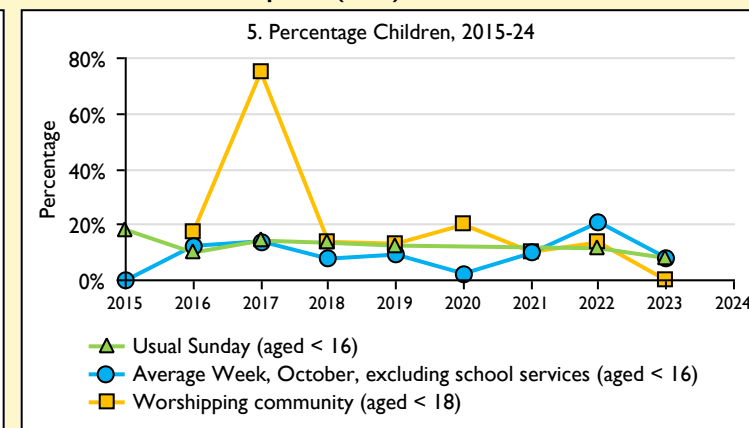
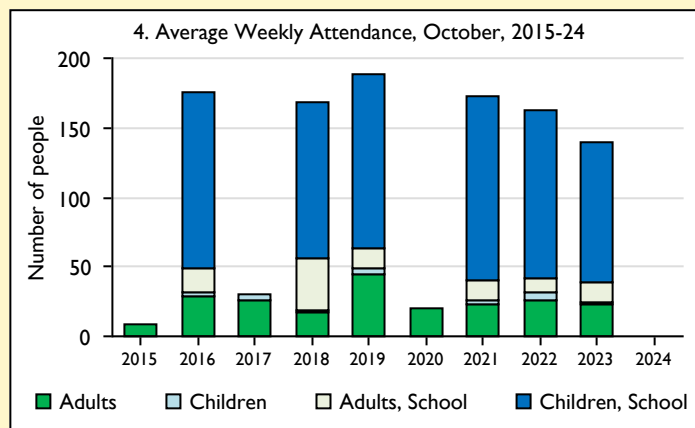
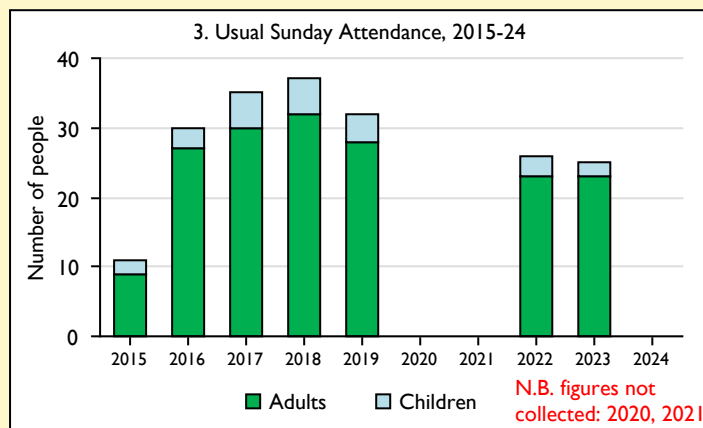
Parish deprivation rank (IMD 2019): 3161

(1=most deprived parish in the Church of England, 12,161=least deprived)

For more detailed census & deprivation info: see <http://arcg.is/1RaS4CS>  
<https://www.churchofengland.org/about/data-services/> and  
<http://www.cuf.org.uk/shinealight/>

Number of churches in parish (2024): 1

Parish Code: 550175



This dashboard contains figures as submitted by churches currently in the Parish

**Attendance statistics:** taken from annual Statistics for Mission returns.

Average weekly attendance: attendance at Sunday and midweek church services & fresh expressions in October; Figs 1 & 5 do not include attendance at services for schools.

Easter: Easter Eve & Easter Day; Christmas: Christmas Eve & Christmas Day.

Baptisms: all baptisms & thanksgivings.

Marriages: marriages and services of prayer & dedication after civil marriages.

Funerals: those held in church & at crematoria/cemeteries.

Because of pandemic-related church closures, Easter figures were not collected in 2020.

**Census data:** taken from the 2021 national Census.

**Deprivation statistics:** IMD taken from the English Indices of Deprivation, published by the Ministry of Housing, Communities & Local Government, Sept 2019.

The above statistics have been mapped onto parish boundaries so are approximations.

For more information, see: <https://www.churchofengland.org/about/data-services/>

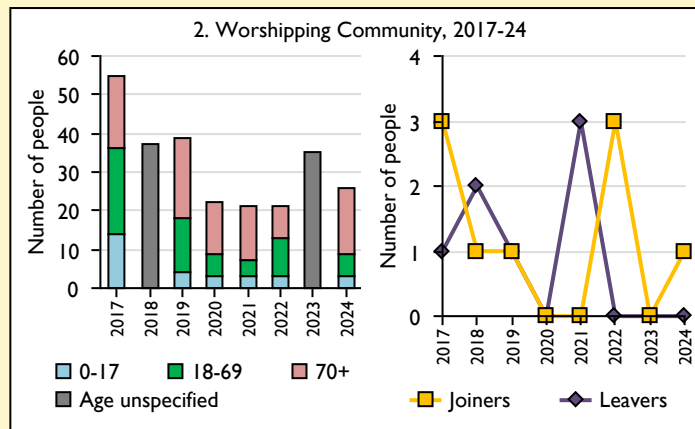
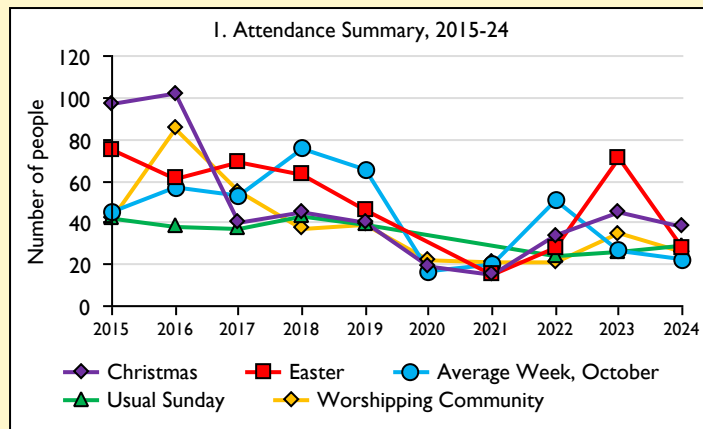
Variations in attendance from year to year may be the result of changes in the number of churches that submitted returns, or changes in parish/benefice structure.

Number of churches included in returns: 2015 1; 2016 1; 2017 1; 2018 1; 2019 1; 2020 1; 2021 1; 2022 1; 2023 1.

Produced by Data Services, Church House, Great Smith Street, London SW1P 3AZ. Date of production: 07/08/2025.

Every effort has been made to ensure that data are reliable. We would be pleased to be notified of any significant errors or omissions by email to [statistics.unit@churchofengland.org](mailto:statistics.unit@churchofengland.org)

# SfM Dashboard for the Parish of Swindon: St Barnabas in the Deanery of SWINDON



## Parish Census and deprivation summary

Parish population (2021): 4273

	Parish	Diocese	National
% aged 0-19	23%	23%	23%
% aged 20-44	38%	37%	33%
% aged 45-69	30%	28%	31%
% aged 70 & over	9%	11%	14%
% Christian	52%	40%	46%
% non-Christian religion	11%	7%	11%

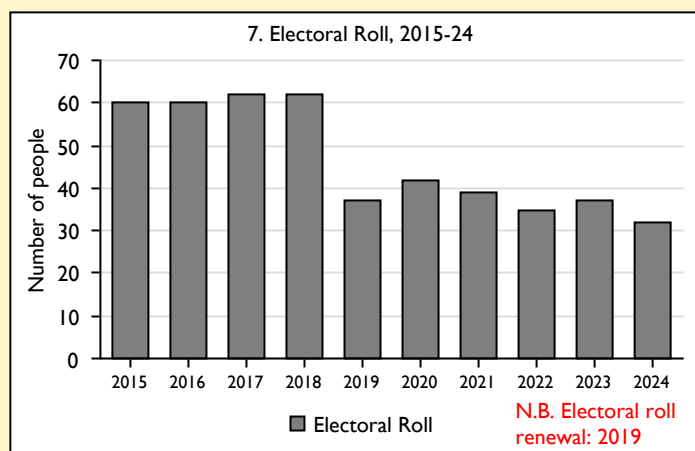
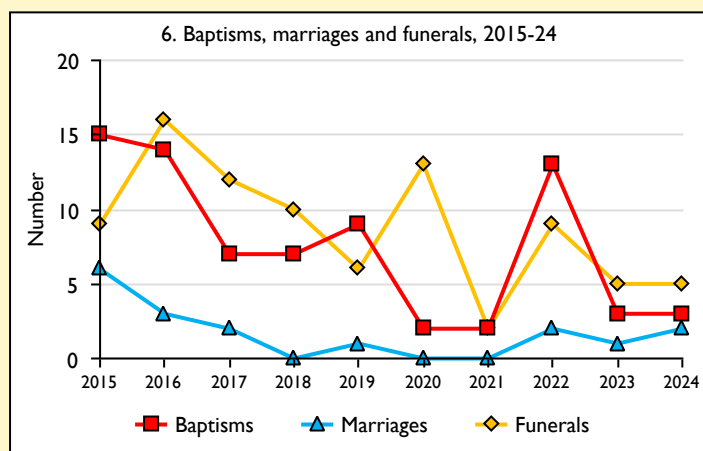
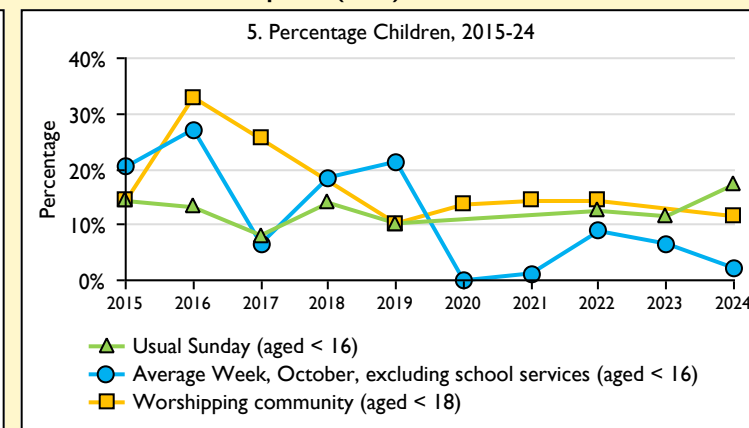
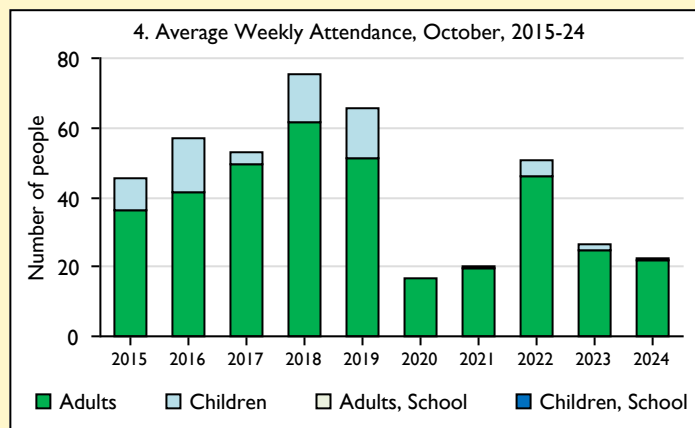
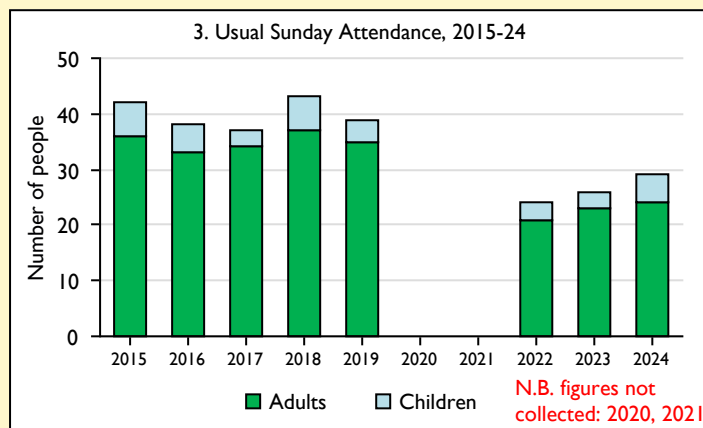
Parish deprivation rank (IMD 2019): 1764

(1=most deprived parish in the Church of England, 12,161=least deprived)

For more detailed census & deprivation info: see <http://arcg.is/1RaS4CS>  
<https://www.churchofengland.org/about/data-services/> and  
<http://www.cuf.org.uk/shinealight/>

Number of churches in parish (2024): 1

Parish Code: 550183



This dashboard contains figures as submitted by churches currently in the Parish  
**Attendance statistics:** taken from annual Statistics for Mission returns.

Average weekly attendance: attendance at Sunday and midweek church services & fresh expressions in October; Figs 1 & 5 do not include attendance at services for schools.

Easter: Easter Eve & Easter Day; Christmas: Christmas Eve & Christmas Day.

Baptisms: all baptisms & thanksgivings.

Marriages: marriages and services of prayer & dedication after civil marriages.

Funerals: those held in church & at crematoria/cemeteries.

Because of pandemic-related church closures, Easter figures were not collected in 2020.

**Census data:** taken from the 2021 national Census.

**Deprivation statistics:** IMD taken from the English Indices of Deprivation, published by the Ministry of Housing, Communities & Local Government, Sept 2019.

The above statistics have been mapped onto parish boundaries so are approximations.

For more information, see: <https://www.churchofengland.org/about/data-services/>

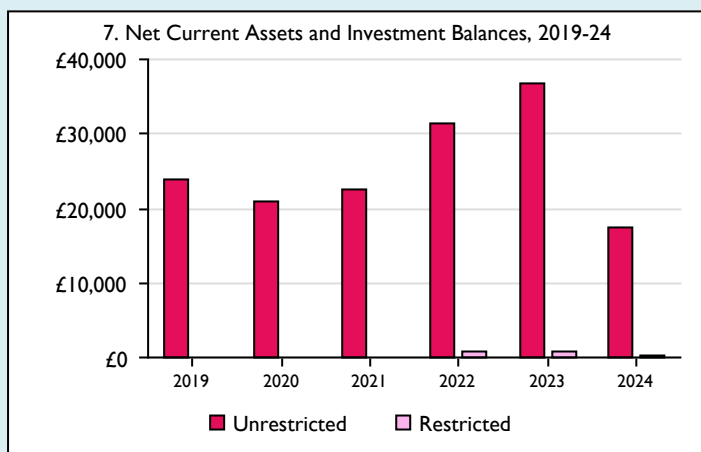
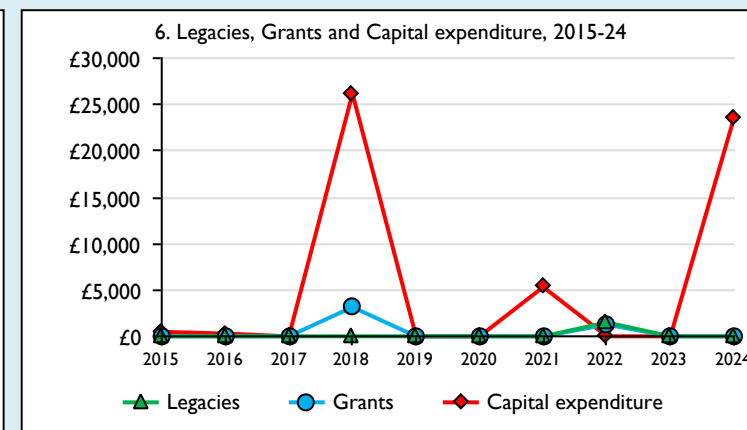
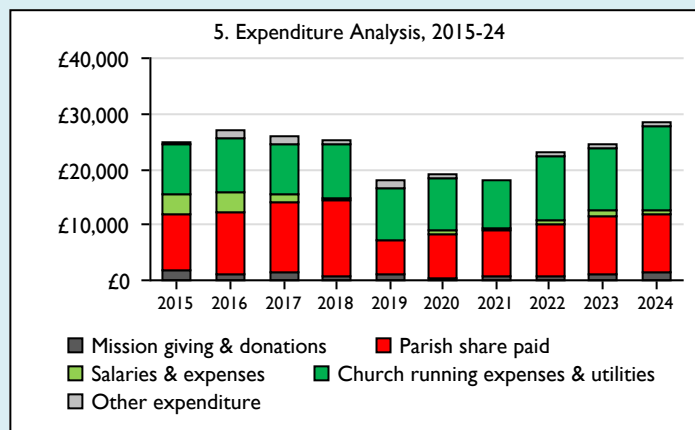
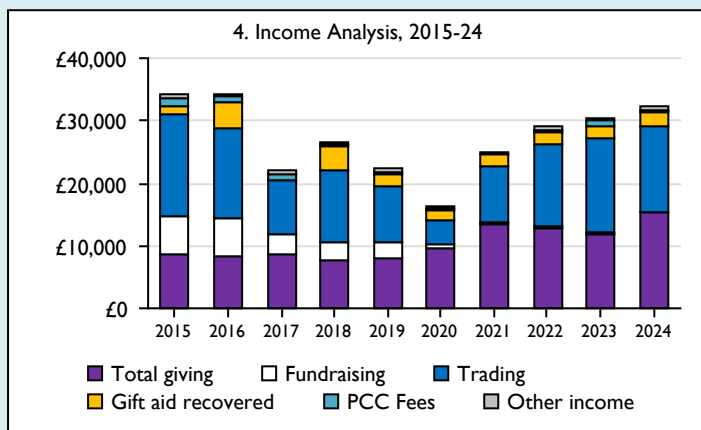
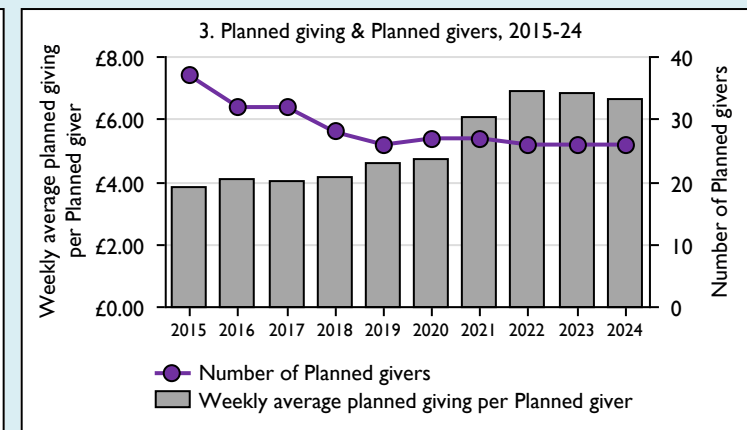
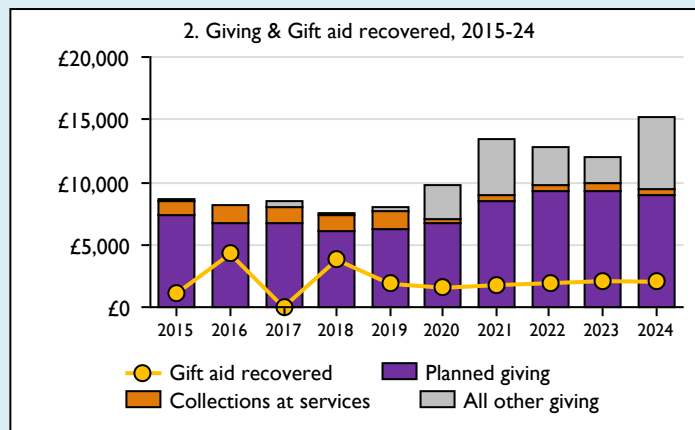
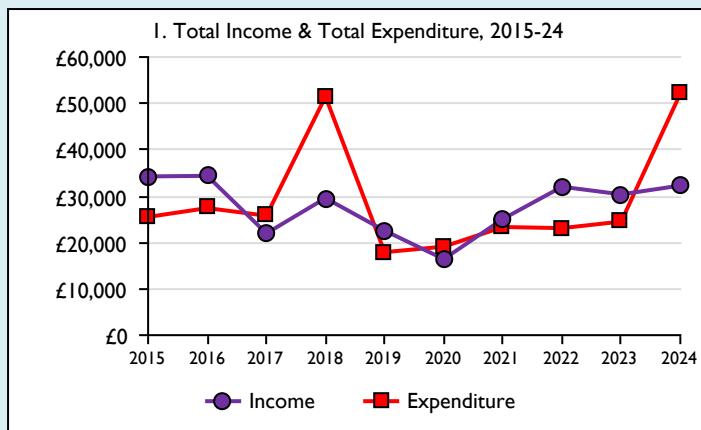
Variations in attendance from year to year may be the result of changes in the number of churches that submitted returns, or changes in parish/benefice structure.

Number of churches included in returns: 2015 1; 2016 1; 2017 1; 2018 1; 2019 1; 2020 1; 2021 1; 2022 1; 2023 1; 2024 1.

Produced by Data Services, Church House, Great Smith Street, London SW1P 3AZ. Date of production: 07/08/2025.

Every effort has been made to ensure that data are reliable. We would be pleased to be notified of any significant errors or omissions by email to [statistics.unit@churchofengland.org](mailto:statistics.unit@churchofengland.org)

# Finance Dashboard for the Parish of Swindon: All Saints in the Deanery of SWINDON



## Weekly average planned giving per planned giver (2024)

Parish: 6.64  
Diocese: 21.53

## Notes & definitions

This dashboard contains figures as submitted by churches currently in the Parish; gaps may be the result of missing returns.

Graph 2 shows a detailed breakdown of the **Total giving** figure in graph 4.

Graph 3: **Planned giving** = Tax efficient planned giving + Other planned giving; **Planned givers** = Tax efficient planned givers + Other planned givers.

Graph 4 shows income other than grants and legacies.

Graph 4: **Total giving** = Tax efficient planned giving + Other planned giving + Collections at services + All other giving, including special appeals.

Graph 4: **Other income** = Dividends, interest, income from property + Any other income.

Graph 5 shows expenditure other than capital expenditure.

Graph 5: **Other expenditure** = Fund-raising activities + Mission and evangelism costs + Cost of trading + Other expenses.

Graph 5: **Running expenses & utilities** also includes governance costs.

Graphs 1-6: Unrestricted and Restricted amounts have been combined.

For further definitions please see the guidance notes attached to the Return of Parish Finance:

## Number of churches in parish (2024): 1

Parish code: 550175

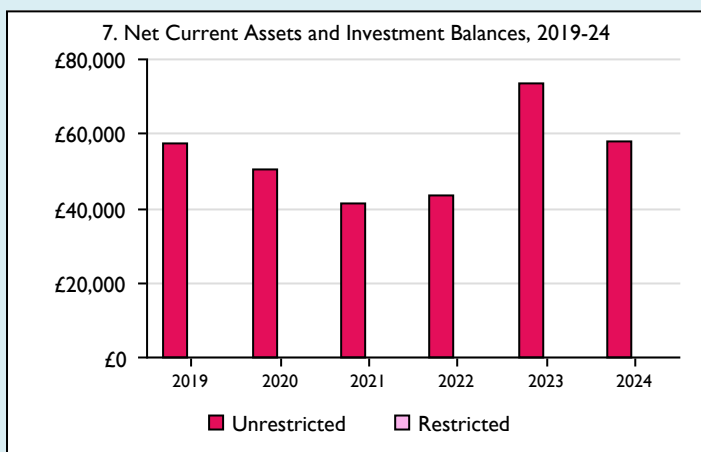
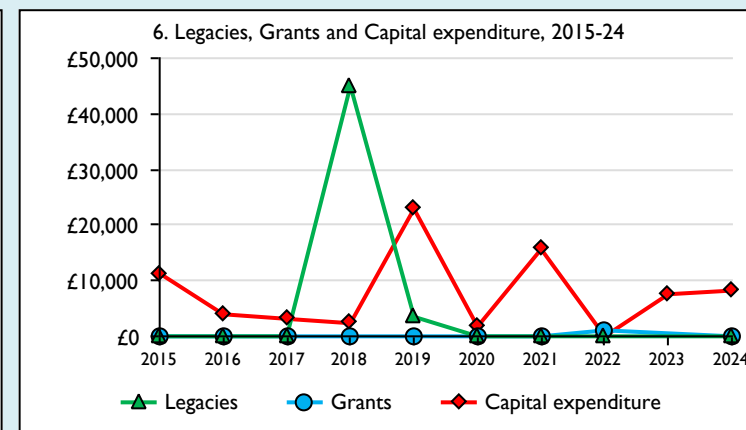
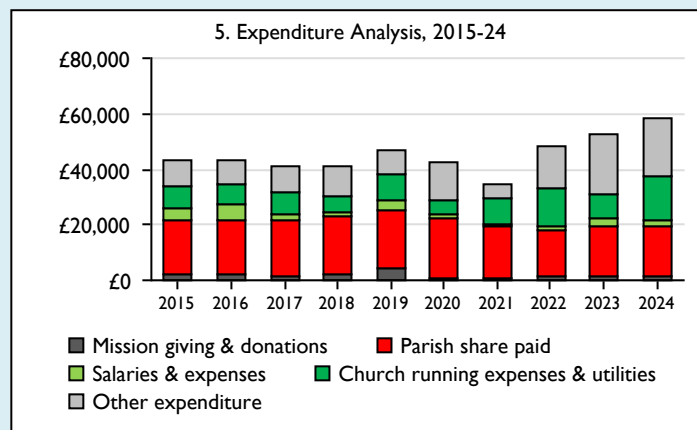
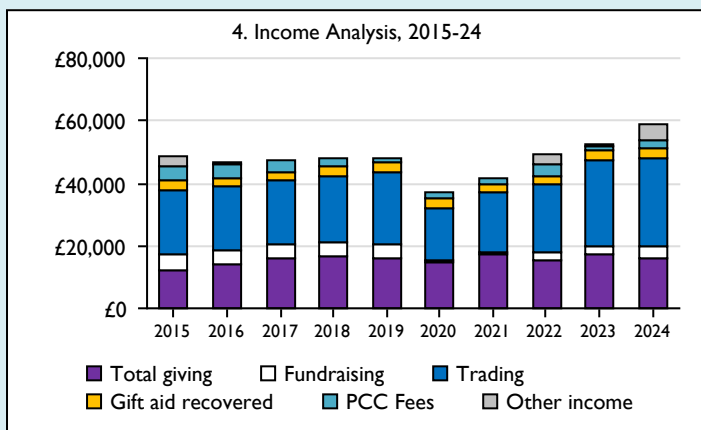
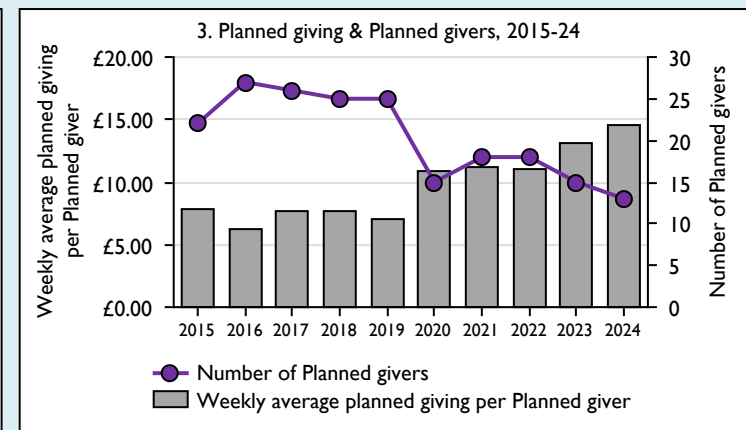
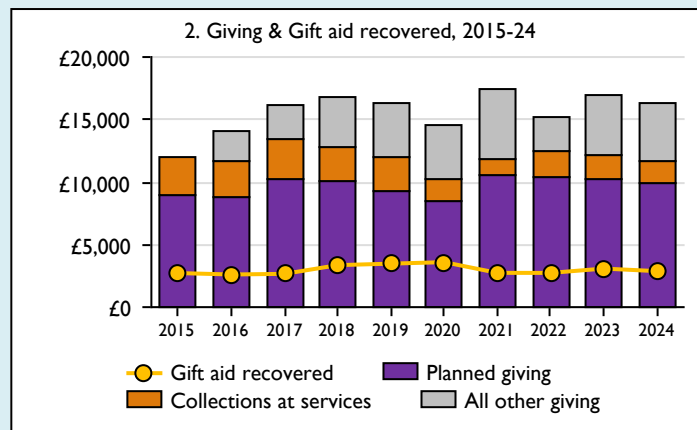
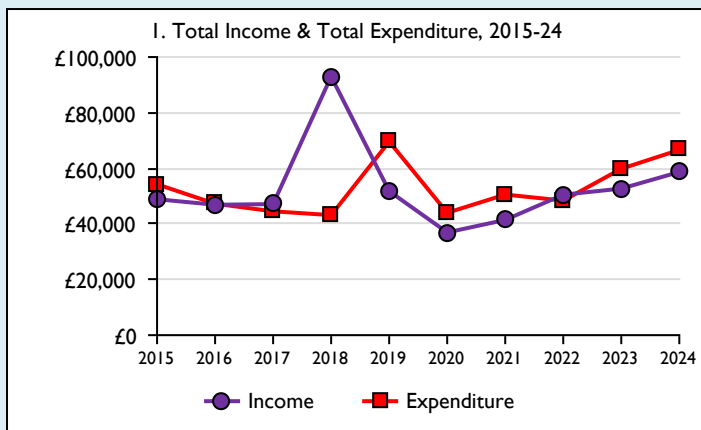
Variations from year to year may be the result of changes in the number of churches that submitted returns, or changes in parish/benefice structure.

Number of churches included in returns: 2015 1; 2016 1; 2017 1; 2018 1; 2019 1; 2020 1; 2021 1; 2022 1; 2023 1; 2024 1.

Produced by Data Services, Church House, Great Smith Street, London SW1P 3AZ. Date of production: 07/08/2025.

Every effort has been made to ensure that data are reliable. We would be pleased to be notified of any significant errors or omissions by email to [statistics.unit@churchofengland.org](mailto:statistics.unit@churchofengland.org)

# Finance Dashboard for the Parish of Swindon: St Barnabas in the Deanery of SWINDON



## Weekly average planned giving per planned giver (2024)

Parish: 14.62

Diocese: 21.53

## Notes & definitions

This dashboard contains figures as submitted by churches currently in the Parish; gaps may be the result of missing returns.

Graph 2 shows a detailed breakdown of the **Total giving** figure in graph 4.

Graph 3: **Planned giving** = Tax efficient planned giving + Other planned giving; **Planned givers** = Tax efficient planned givers + Other planned givers.

Graph 4 shows income other than grants and legacies.

Graph 4: **Total giving** = Tax efficient planned giving + Other planned giving + Collections at services + All other giving, including special appeals.

Graph 4: **Other income** = Dividends, interest, income from property + Any other income.

Graph 5 shows expenditure other than capital expenditure.

Graph 5: **Other expenditure** = Fund-raising activities + Mission and evangelism costs + Cost of trading + Other expenses.

Graph 5: **Running expenses & utilities** also includes governance costs.

Graphs 1-6: Unrestricted and Restricted amounts have been combined.

For further definitions please see the guidance notes attached to the Return of Parish Finance:

## Number of churches in parish (2024): 1

Parish code: 550183

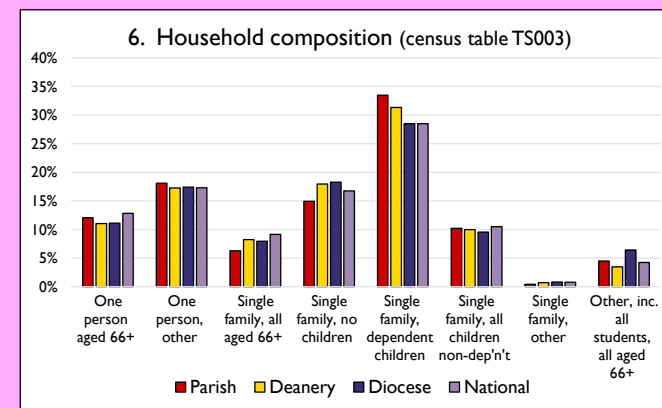
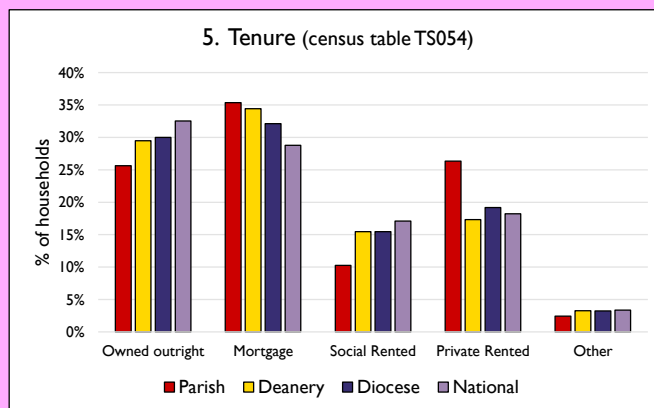
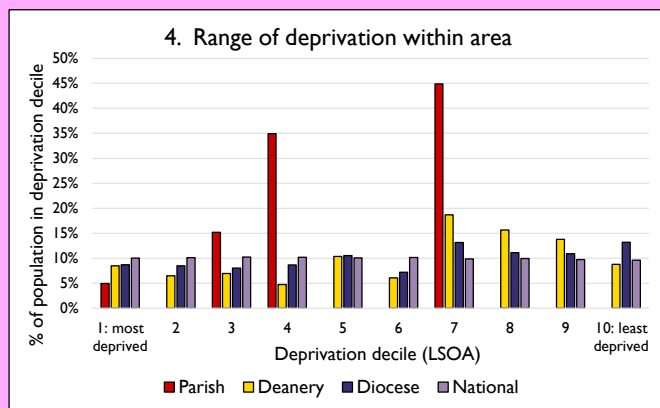
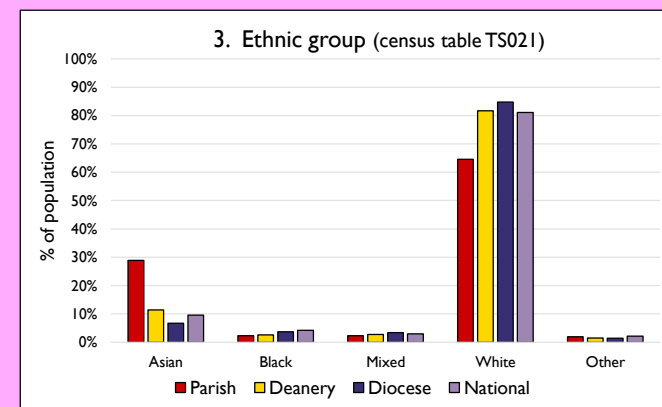
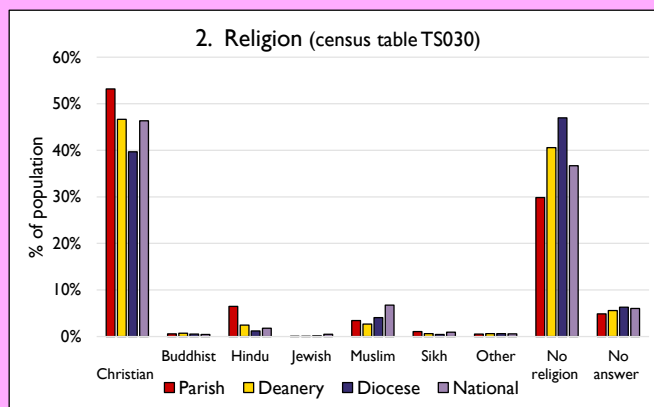
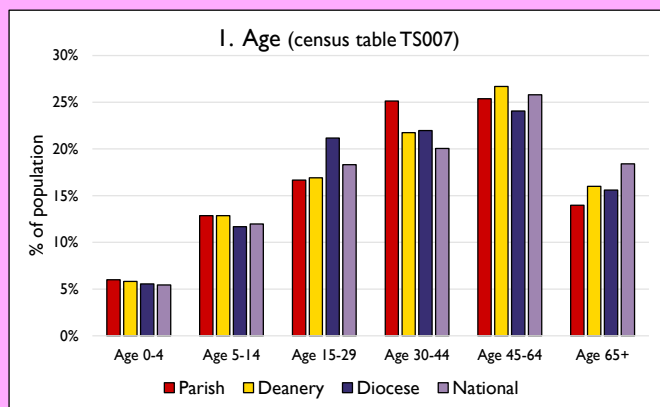
Variations from year to year may be the result of changes in the number of churches that submitted returns, or changes in parish/benefice structure.

Number of churches included in returns: 2015 1; 2016 1; 2017 1; 2018 1; 2019 1; 2020 1; 2021 1; 2022 1; 2023 1; 2024 1.

Produced by Data Services, Church House, Great Smith Street, London SW1P 3AZ. Date of production: 07/08/2025.

Every effort has been made to ensure that data are reliable. We would be pleased to be notified of any significant errors or omissions by email to [statistics.unit@churchofengland.org](mailto:statistics.unit@churchofengland.org)

# National Census 2021 Dashboard for the Parish of Swindon: All Saints in the deanery of SWINDON



### 7. 2019 Deprivation Statistics

Index of Multiple Deprivation (IMD), domains, and subdomains

IMD - overall deprivation	
IMD - overall deprivation	26%

Domain	Percentage
Employment	33%
Crime	8%
Health	23%
Income	28%
Education	13%
Income: Children	33%
Children & Youth	14%
Income: Old people	21%
Adult Skills	13%
Housing & services	82%
Living Environ't	41%
Local services	79%
Indoors	45%
Affordability	22%
Outdoors	17%

Shading shows severity of deprivation compared to other parishes, colour-coded by decile. E.g., a figure of 25% means that 25% of parishes are more deprived than this parish.

	Parish	Deanery	Diocese	National
Population	4,692	237,440	1,064,844	56,506,784
Occupied households	1,862	97,520	435,054	23,444,438
Living in households	4,692	236,200	1,043,877	55,542,946
Average household size	2.52	2.42	2.40	2.37
Living in communal estab'ts	0	1,240	20,967	963,838

## Notes & definitions

Census and deprivation statistics have been mapped onto parish boundaries (as of June 2025), and are therefore approximations. Census data as shown in figures 1-3, 5, & 6 are derived from the National Census 2021 produced by the Office of National Statistics (ONS). For details from ONS see: [https://www.nomisweb.co.uk/sources/census\\_2021](https://www.nomisweb.co.uk/sources/census_2021) .

Deprivation statistics are derived from the English Indices of Deprivation 2019, produced by the Ministry of Housing, Communities & Local Government. More details can be found at: <https://www.gov.uk/government/statistics/english-indices-of-deprivation-2019> .

Deprivation statistics are published at LSOA level. Figure 4 shows how the population of each area is split across LSOAs, categorised by LSOA deprivation decile. For more detailed parish census and deprivation information, see: <https://www.churchofengland.org/about/data-services/resources-publications-and-data#na> .

For an interactive map showing parish deprivation and census statistics, see: <http://arcg.is/1RaS4CS> .

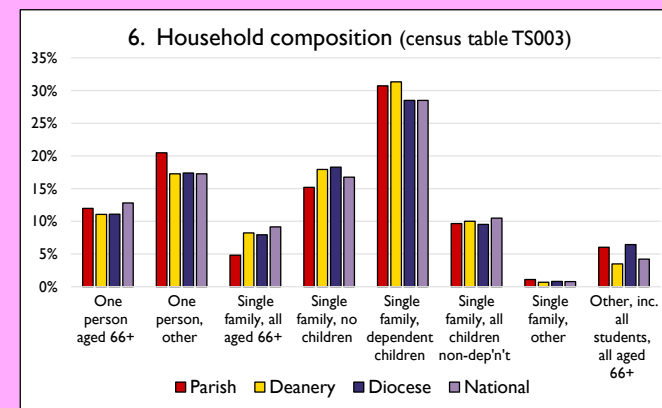
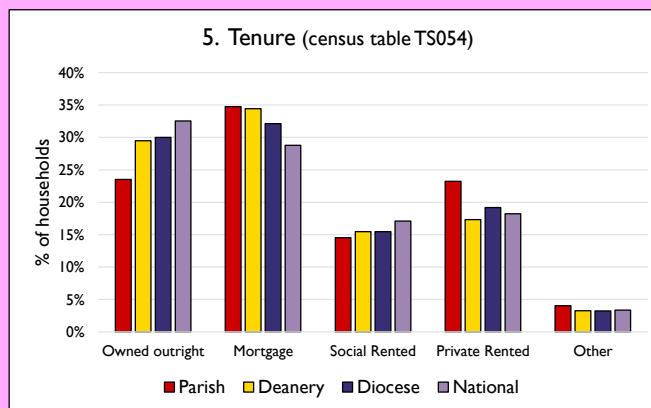
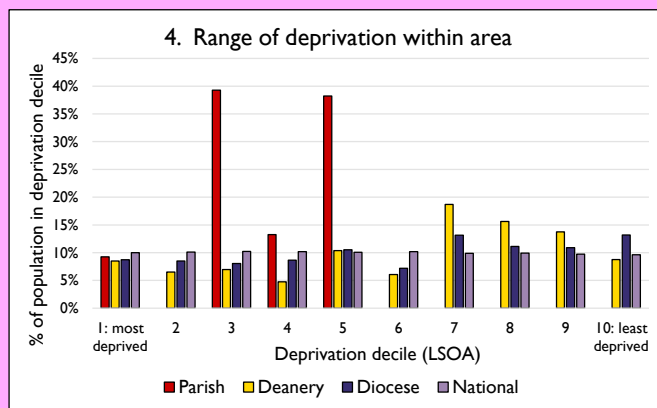
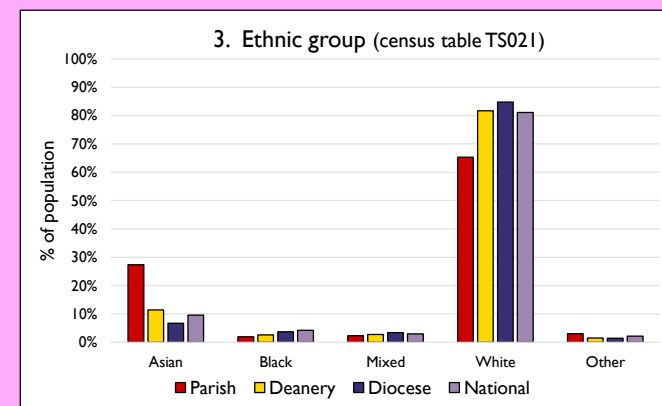
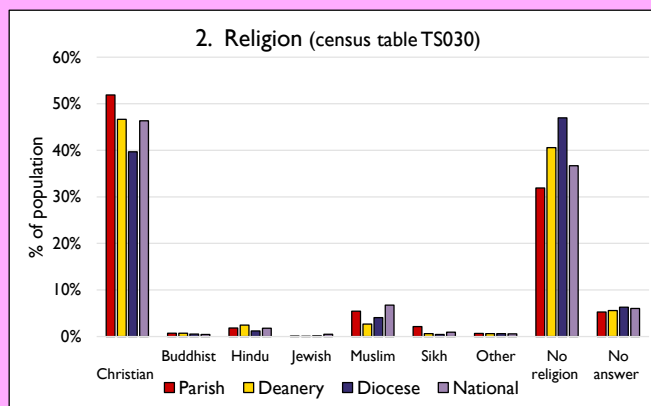
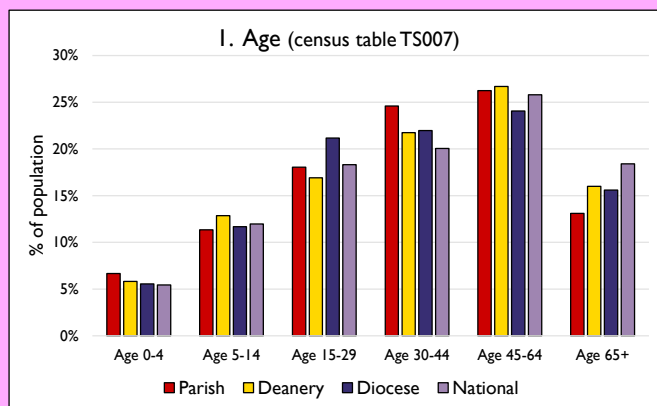
Parish deprivation statistics in figure 7 are colour-coded by parish deprivation decile:

	< --Most deprived	Medium	Least deprived -->
Coding	5%	15%	25%
	35%	45%	55%
	65%	75%	85%
	95%		

Produced by the Data Services Team, Church House, Great Smith Street, London SW1P 3AZ. Date of production: 27/06/25. v48; index: 10964

Every effort has been made to ensure that data are reliable. We would be grateful to be notified of errors and to receive comments/suggestions: please email [statistics.unit@churchofengland.org](mailto:statistics.unit@churchofengland.org)

# National Census 2021 Dashboard for the Parish of Swindon: St Barnabas in the deanery of SWINDON



### 7. 2019 Deprivation Statistics

Index of Multiple Deprivation (IMD), domains, and subdomains

IMD - overall deprivation	
IMD - overall deprivation	15%

Domain	Percentage
Employment	26%
Crime	7%
Health	16%
Income	16%
Income: Children	19%
Income: Old people	14%
Education	9%
Children & Youth	9%
Adult Skills	9%
Housing & services	86%
Local services	91%
Affordability	17%
Living Environ't	26%
Indoors	35%
Outdoors	10%

Shading shows severity of deprivation compared to other parishes, colour-coded by decile. E.g., a figure of 25% means that 25% of parishes are more deprived than this parish.

	Parish	Deanery	Diocese	National
Population	4,273	237,440	1,064,844	56,506,784
Occupied households	1,691	97,520	435,054	23,444,438
Living in households	4,272	236,200	1,043,877	55,542,946
Average household size	2.53	2.42	2.40	2.37
Living in communal estab'ts	1	1,240	20,967	963,838

### Parish, Deanery and Diocese codes

Parish	550183 St. Barnabas Swindon
Deanery	55204 SWINDON
Diocese	5 Bristol

### Notes & definitions

Census and deprivation statistics have been mapped onto parish boundaries (as of June 2025), and are therefore approximations. Census data as shown in figures 1-3, 5, & 6 are derived from the National Census 2021 produced by the Office of National Statistics (ONS). For details from ONS see: [https://www.nomisweb.co.uk/sources/census\\_2021](https://www.nomisweb.co.uk/sources/census_2021) . Deprivation statistics are derived from the English Indices of Deprivation 2019, produced by the Ministry of Housing, Communities & Local Government. More details can be found at: <https://www.gov.uk/government/statistics/english-indices-of-deprivation-2019> . Deprivation statistics are published at LSOA level. Figure 4 shows how the population of each area is split across LSOAs, categorised by LSOA deprivation decile. For more detailed parish census and deprivation information, see: <https://www.churchofengland.org/about/data-services/resources-publications-and-data#na> . For an interactive map showing parish deprivation and census statistics, see: <http://arcg.is/1RaS4CS> .

Parish deprivation statistics in figure 7 are colour-coded by parish deprivation decile:

	< --Most deprived	Medium	Least deprived -->
Coding	5%	15%	25%
	35%	45%	55%
	65%	75%	85%
	95%		

Produced by the Data Services Team, Church House, Great Smith Street, London SW1P 3AZ. Date of production: 27/06/25. v48; index: 10968

Every effort has been made to ensure that data are reliable. We would be grateful to be notified of errors and to receive comments/suggestions: please email [statistics.unit@churchofengland.org](mailto:statistics.unit@churchofengland.org)



## NEXT STEPS

Thank you for reading this far, we are praying that that God is putting a deep sense of call into the heart of the person who will be our next Priest in Charge.

If you would like an informal conversation about the role then please contact The Revd Adam Beaumont, Associate Archdeacon  
[adam.beaumont@bristoldiocese.org](mailto:adam.beaumont@bristoldiocese.org).

To apply for this role, please complete the application at [www.cofepathways.org](http://www.cofepathways.org) and submit it before the advertised deadline.



**DIOCESE OF BRISTOL**

TRANSFORMING CHURCH. TOGETHER.

Diocesan Office, First Floor, Hillside House, 1500 Parkway North, Stoke Gifford, Bristol BS34 8YU 0117 906 0100 | [www.bristol.anglican.org](http://www.bristol.anglican.org)  
The Bristol Diocesan Board of Finance Limited | Reg. in England: Charity 248502, Company 156243

