



Diocese of Bristol

Families growing faith at home

Church@Home is a simple, practical and 'easy-to-use' resource designed to help and encourage church families enjoy a time of worship together, explore the Bible, pray and grow in their faith in the comfort of their own homes.

Church@Home provides a fun, engaging and easy-to-follow session every Sunday using a Bible reading selected from the Church of England Lectionary. Each session lasts approximately twenty minutes and provides age-related material for toddlers to teenagers to accommodate everyone in the family. Thought-provoking questions, fun activities and crafts bring the Bible story to life as well as creative prayer ideas to help families focus, learn and grow in their faith together. Additional teaching and craft suggestions are also provided for families with very young children.

Church@Home can also be used as a fun way to help families connect with other families on Sunday mornings too during this time of distancing. Invite everyone to begin **Church@Home** at the same time and perhaps set up a WhatsApp group where families can share what they have done, or discuss the topic further together.

If your family or families in your church are using **Church@Home** please let us know. We would like to keep in contact, find out how you are doing as well as hear how **Church@Home** is helping families grow in their faith, so that we can share and inspire others during this time of distancing.

chris.priddy@bristoldiocese.org

Thank you 



Sunday 31 May 2020

Pentecost

The promised gift

Acts 2:1-15

Time to focus...

As you gather as a family, find a place on the floor, around a table or even in the garden. If possible, light a candle to mark the beginning of the worship time. Quietly stare at the flame as you pause and prepare for a time of worship as a family...

Set the scene...

Pentecost is a festival like Christmas or Easter at which Christians remember one of the biggest, important events that happened in the early church. At Christmas we celebrate the birth of Jesus, at Easter we celebrate the resurrection, and at Pentecost we celebrate the beginning of people spreading the good news of Jesus Christ.

Explore the story...

Do you own a torch? Demonstrate how important it is to have batteries inside. The torch needs the power from the batteries to make the light shine and do its job. In the same way, the Holy Spirit gives Christians power to shine the light of Jesus Christ and do what God wants them to do.

Watch the story...

It's Saddleback Kids again and their adaptation of "[Pentecost](#)".

Explain the story...

Many years ago followers of Jesus gathered together to celebrate a Jewish festival called Pentecost. All of a sudden the Holy Spirit of God came upon them. They experienced an amazing event! The disciples were filled with the Holy Spirit and began to speak in other languages. People from the homes and streets nearby heard all the racket and came to the house to find out what was going on. They quickly realized that they could not understand what the disciples were saying. And then Peter stepped forward. He explained that the promises of God were coming true - Acts 2:41 tells us that about 3,000 people believed Peter's message, became Christians and were baptized that day.

Look at the torch again. The torch and batteries are a great reminder of the power of the Holy Spirit. Batteries provide the power to make the torch shine and the Holy Spirit gives power to God's people to shine the light of Jesus. Jesus promised the Holy Spirit would give us power to live for God and to shine the light of Christ. That same Holy Spirit can give us power to live for Jesus today.

End with a prayer...

Dear God, thank you that you sent us the power of the Holy Spirit. Fill us up each day with the Holy Spirit that we would have the power to let His light shine in our lives.



Sunday 31 May 2020
Pentecost

The promised gift

Creative ideas / toddlers to teenagers

0-5s...

Activities: Torch games are great fun for young children...

Catch the Light: Move the light all around the room, including the ceiling, walls, and floor. At random times, stop moving the light. When this happens the children all have to run to the light to try and stomp on it if it's on the floor or jump for it if it's on the wall.

Letter Spotlight: This is fun for children learning their letters. You will need to cut out various letters or if you have foam/magnetic letters. Ask the children to look at the wall as you hold up a letter in front of the torch. The letter's shadow will magically appear on the wall. The first one to name the letter wins the point.

5-11s...






Worship: Listen and sing along to this song called "[Hope](#)"

Activity: Balloon Races - Thread string through a straw and attaching each end to two chairs on either side of a room. Inflate the balloon and attach to the straw with sticky tape (remembering to holding onto the end of the balloon). 3-2-1-GO! Release the air from the balloons and watch them fly!

Activity: Check out the next page for a fun craft making your own kites.

Creative prayer: Popcorn is transformed when exposed to heat. An explosion of energy! A rapid expansion! The Holy Spirit also changes and transforms people too! If you have any popcorn let the children enjoy eating it.

11-18s...

-  1) What is the best gift you have received?
-  2) The Holy Spirit is a gift from God. How does Acts 2 describe this gift?
-  3) In what ways does the Holy Spirit help Christians in their daily lives?
-  Quietly focus and as you breathe in say "Come Holy Spirit Come".
-  Ask the Holy Spirit to guide you to someone who needs prayer this week.

"The Helper, the Holy Spirit, whom the Father will send in my name, will teach you everything and make you remember all that I have told you." - John 14:26

Easy kites

- the Holy Spirit is like the wind...

We can't see the Holy Spirit directly, but we can see the work of the Spirit. This is a great kite to make because it is very easy to make - follow the step by step, illustrated instructions below. You will need paper (12 inch x 12 inch square piece of paper for the kite), masking/sticky tape nylon thread or string and extra paper or material to make the ribbons.

